

## Instructions for safe use

Name	Model
EVIS EXERA DUODENOVideoscope	TJF-160R
EVIS DUODENOVideoscope	TJF-140R, JF-140R, TJF-240, JF-240
OES DUODENOFIBERScope	JF-1T40
DUODENOFIBERScope	JF-TE3

The section below provides instructions and additional inspection points that need to be followed in connection with the forceps elevator wire of the endoscope described in “Inspection of the endoscope” of Chapter 3, “Preparation and inspection” in the Operation Manual.

Other parts of the instructions in Chapter 3, “Preparation and Inspection” are not changed. Refer to the Operation Manual of each specific endoscope including the case when any irregularity is suspected. Before using the endoscopes, read this instructions and the Operation Manual and the Reprocessing Manual carefully and follow the instructions. If an abnormality is detected before or during usage, or the equipment is malfunctioning, do not use the equipment and contact Olympus to request a repair.

No new repair parts and no repairs or service are available for some of the affected endoscope models listed above. Contact Olympus to discuss the options for an endoscope upgrade.

## Cautions

### WARNING

- The elevator wire at the distal end is damaged (broken, frayed, or bent), the damaged elevator wire may cause injury or pose an infection control risk when detaching of the distal cover or cleaning the endoscope. In this case, carefully detach the distal cover and perform cleaning.

### CAUTION


- If the elevator wire at the distal end is either damage broken, frayed or bent, the equipment may not function properly but and may also compromise patient operator or other medical personnel safety resulting in more severe equipment damage.
- When attaching the distal cover, make sure to confirm that the portion of the elevator wire at the distal end is not broken, frayed or bent. Otherwise, the broken elevator wire may cause injury. Also, if the broken elevator wire is deformed, it may compromise patient, operator or other medical personnel safety.
- Using a stiff brush or excessive force when brushing may scratch the distal end and result in water leakage; cause the elevator wire to come off the distal end, bend or kink the elevator wire so that the forceps elevator will no longer work.

## Inspection of the elevator wire at the distal end

The qualified user should inspect the elevator wire at the distal end according to the following procedure.

Visually confirm that the elevator wire at the distal end is not broken, frayed or bent, when moving the elevator control lever to make the forceps elevator “raise ↔ lower”.


■ “raise ↔ lower”



OK




Not OK



Not OK



Not OK



Manufactured by

MANUFACTURER

**OLYMPUS MEDICAL SYSTEMS CORP.**

2951 Ishikawa-cho, Hachioji-shi, Tokyo 192-8507, Japan Fax: (042)646-2429 Telephone: (042)642-2111

Distributed by

AUTHORIZED REPRESENTATIVE IN THE EUROPEAN COMMUNITY

**OLYMPUS EUROPA SE & CO. KG**

(Premises/Goods delivery) Wendenstrasse 14-18, 20097 Hamburg, Germany  
(Letters) Postfach 10 49 08, 20034 Hamburg, Germany  
Fax: (040)23773-4656 Telephone: (040)23773-0

**KEYMED (MEDICAL & INDUSTRIAL EQUIPMENT) LTD.**

KeyMed House, Stock Road, Southend-on-Sea, Essex SS2 5QH, United Kingdom  
Fax: (01702)465677 Telephone: (01702)616333

**OLYMPUS MOSCOW LIMITED LIABILITY COMPANY**

Elektrozavodskaya str. 27 bld.8, 107023 Moscow, Russia  
Fax: (7495-926-7072 Telephone: (7495-926-7077

**OLYMPUS AMERICA INC.**

3500 Corporate Parkway, P.O. Box 610, Center Valley, PA 18034-0610, U.S.A.  
Fax: (484)896-7128 Telephone: (484)896-5000

**OLYMPUS LATIN AMERICA, INC.**

5301 Blue Lagoon Drive, Suite 290 Miami, FL 33126-2097, U.S.A.  
Fax: (305)261-4421 Telephone: (305)266-2332

**OLYMPUS (BEIJING) SALES & SERVICE CO., LTD.**

A8F, Ping An International Financial Center, No. 1-3, Xinyuan South Road,  
Chaoyang District, Beijing, 100027 P.R.C.  
Fax: (86)10-5976-1299 Telephone: (86)10-5819-9000

**OLYMPUS AUSTRALIA PTY LTD**

3 Acacia Place, Notting Hill, VIC 3168, Australia  
Fax: (03)9543-1350 Telephone: (03)9265-5400

**OLYMPUS SINGAPORE PTE LTD**

438B Alexandra Road #03-07/12, Alexandra Technopark Bld B, Singapore 119968  
Fax: 6834-2438 Telephone: 6834-0010

**OLYMPUS KOREA CO., LTD.**

(Seocho-dong, Majestart City Tower One), 2F & 3F, 12, Seocho-daero 38-gil,  
Seocho-gu, Seoul, 06655, Republic of Korea  
Fax: (02)6255-3210 Telephone: 1544-3200