

# cobas pro

## The affected settings

### Affected important settings

Affected important settings	Affected time
Clot detection for ISE and c 503 sample probe disabled	next operation starting from Standby
Abnormal reagent aspiration for c 503 disabled	next operation starting from Standby
Foam detection for e 801 disabled	next operation starting from Standby
High altitude function disabled	next operation starting from Standby

Table 1: Affected important settings

## Detectability

1. Message “The remaining sequence number ... is 59999...” pops up on the start condition screen, when the start button is pressed.

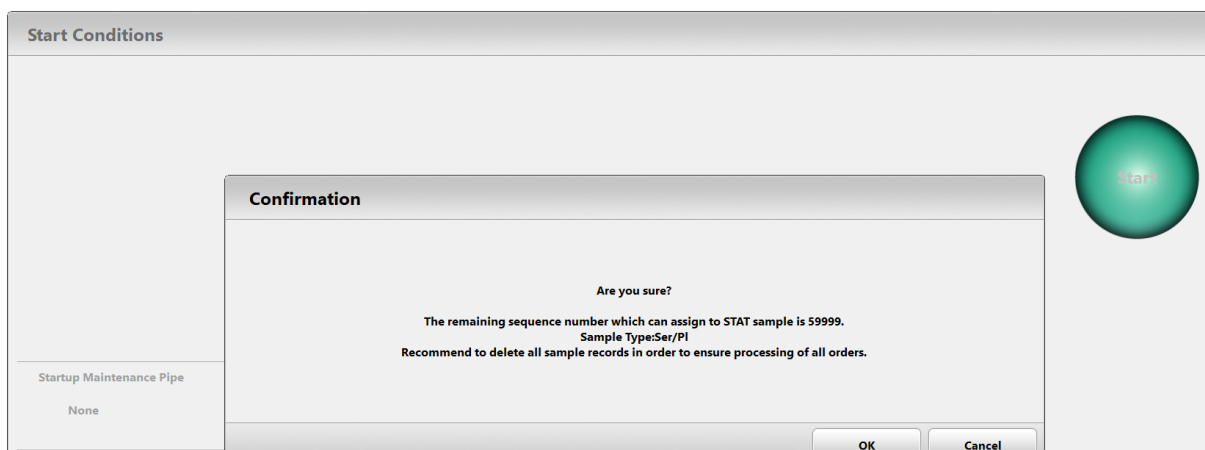


Figure 1: Pop-up message on the start condition screen

2. System alarms such as “Replace photometer lamp/ Reaction cells”, "Wash Sippers Flow Paths Recommendation" are issued, and countdown values in the red rectangles shown in

figure 2 become zero.

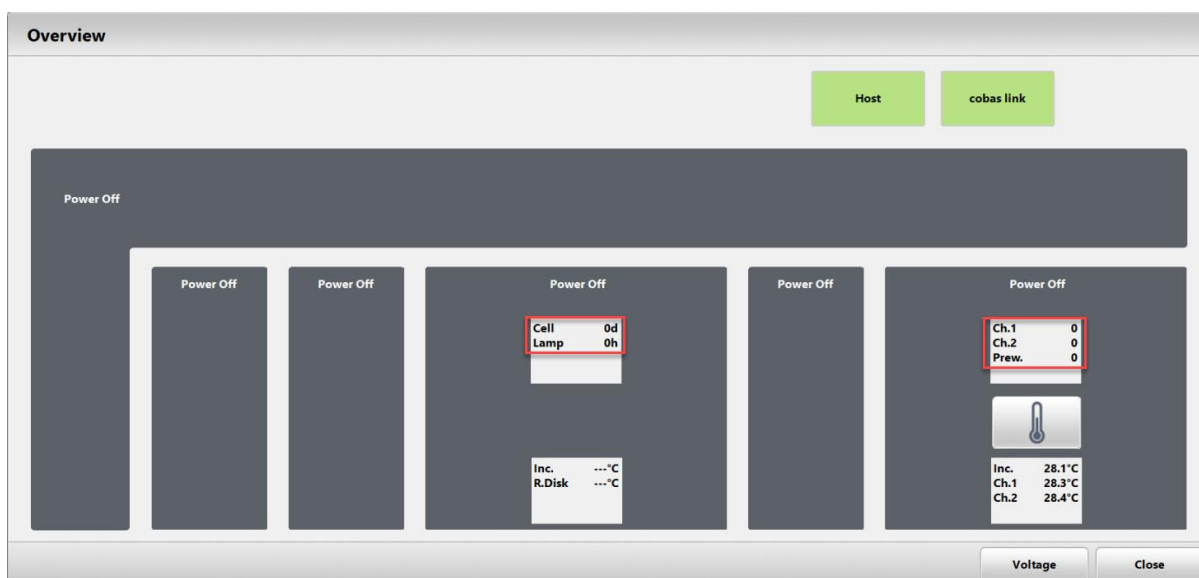


Figure 2: Overview screen with zero countdown values

3. The date is not displayed in the red rectangles shown in figure 3.

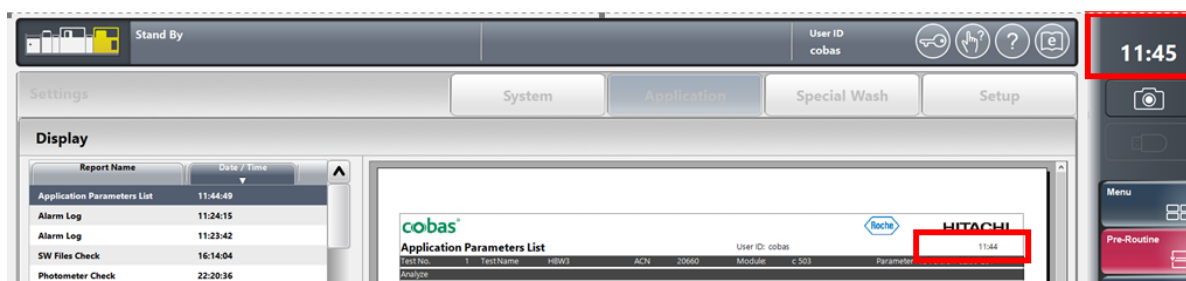


Figure 3: Date is not displayed in the red rectangles

## Actions to be taken by the customers

Check if the date is displayed in the red rectangles shown in figure 3 before you click on the start button or at minimum on a daily basis. Whenever the date is not displayed, the software limitation might have occurred on this instrument.


If the described software issue is present, stop the instrument by pressing the “Stop” button and call your Roche Service Representative.

For systems running in sequence mode, it is recommended to measure those samples again which have been measured in the time frame from the issue occurrence until the instrument has been stopped.

In order to determine the estimated time when the issue occurred, follow the steps below.

1. Open the Report-Display screen.

2. Search for the latest report which still displays the date in the red rectangle shown in figure 4. This is the estimated time before the issue occurred.



File No.	File Name	Size	Date Time	Sum
**	alarm.acddb	24981504	23/07/2019 13:06	( a7e2)

Figure 4: Report in Report- Display screen

For systems running in barcode mode, there is no need to rerun the barcoded samples which have been measured in the time frame from the issue occurrence until the instrument has been stopped, except the samples registered under Routine- Order Tests-Barcode Read Error.